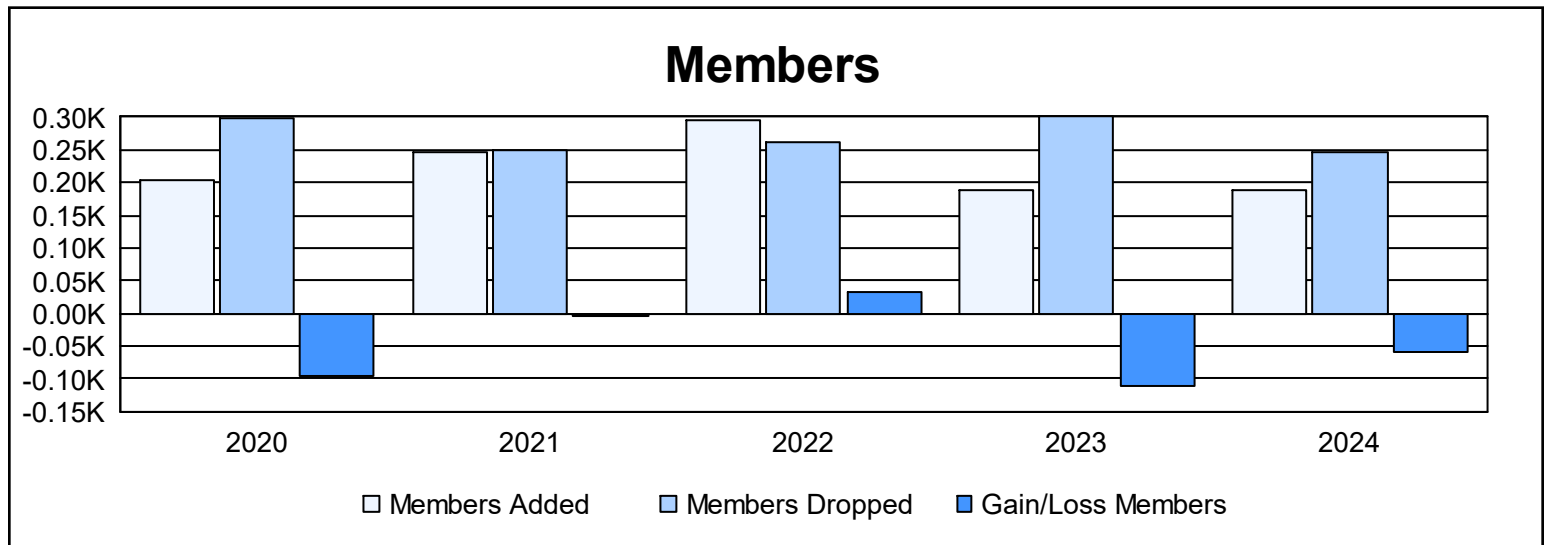
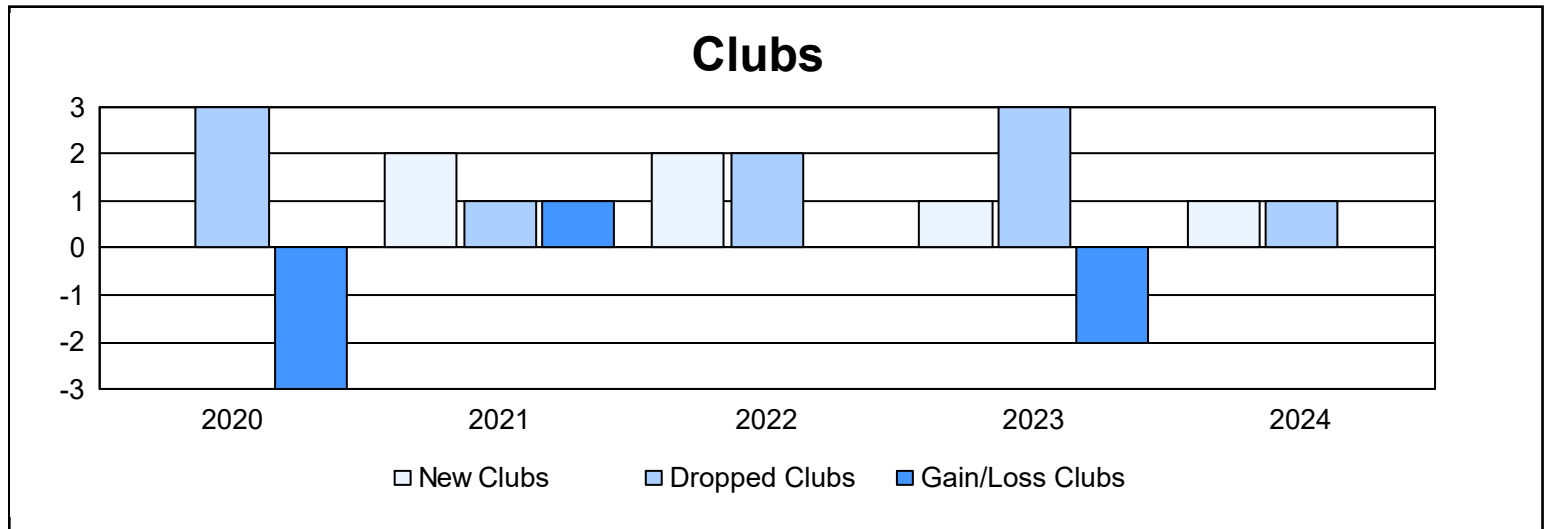
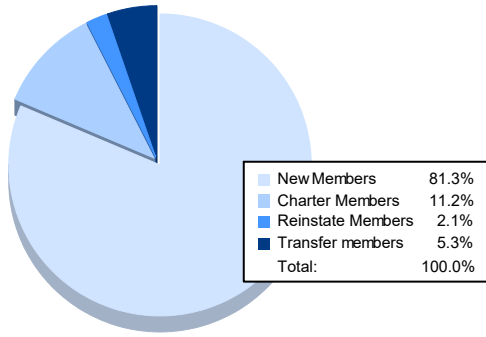


Year	New Clubs	Dropped Clubs	Gain/ Loss Clubs	New Members	Charter Members	Reinstate Members	Transfer Members	Total Member Added	Total Members Dropped	Gain/ Loss Members
2019-2020	0	3	-3	153	11	15	24	203	298	-95
2020-2021	2	1	1	139	75	13	20	247	250	-3
2021-2022	2	2	0	206	63	9	16	294	262	32
2022-2023	1	3	-2	153	24	6	5	188	300	-112
2023-2024	1	1	0	152	21	4	10	187	247	-60
<b>Average</b>	<b>1</b>	<b>2</b>	<b>-1</b>	<b>161</b>	<b>39</b>	<b>9</b>	<b>15</b>	<b>224</b>	<b>271</b>	<b>-48</b>



### Membership Composition June 2024 Cumulative



### Gender Composition June 2024 Cumulative

